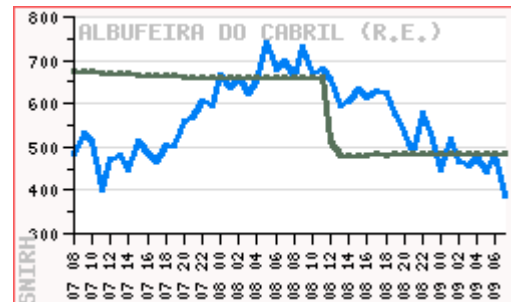
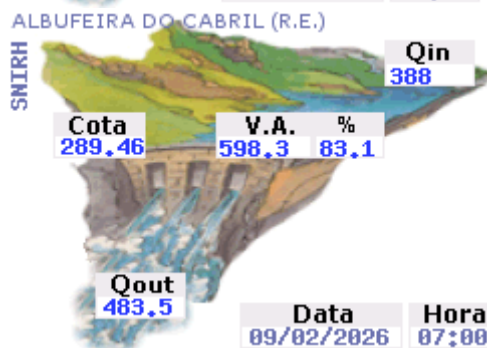
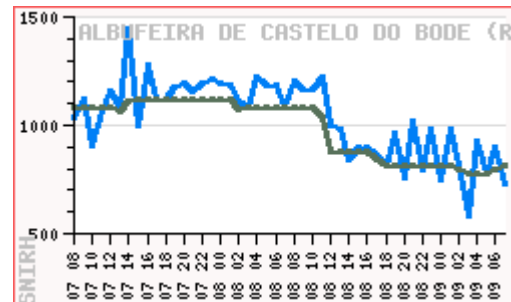
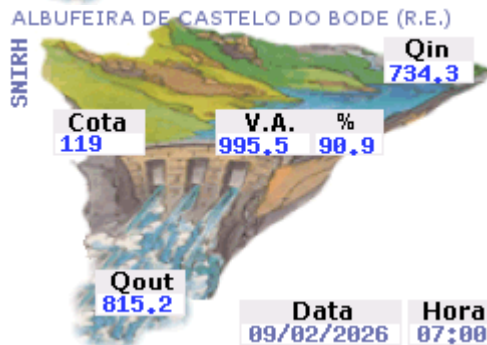
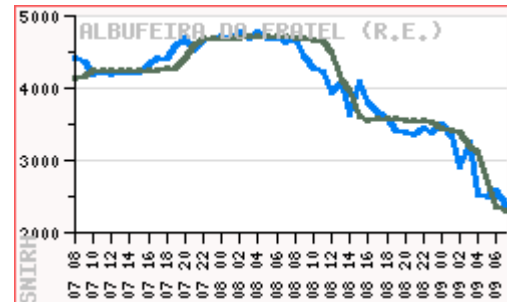
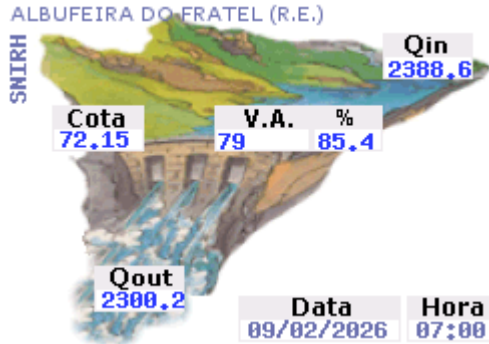
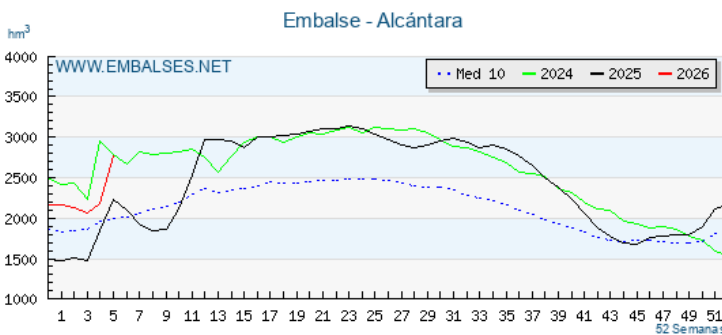


QIN: caudal afluente em m³/s
 QOUT: caudal efluente em m³/s



ALCANTARA



Fecha	m ³ /s	Dif(m ³ /s)
09-02-2026 09:00	1571,45	+0,83
09-02-2026 08:00	1570,62	-1895,85
09-02-2026 02:00	3466,47	-1,57
08-02-2026 20:00	3468,04	+5,89
08-02-2026 14:00	3462,15	+7,94
08-02-2026 08:00	3454,21	-1,96
08-02-2026 02:00	3456,17	+113,84

Informação retirada do website: <http://www.meteoabrant.es/hidro.php>